
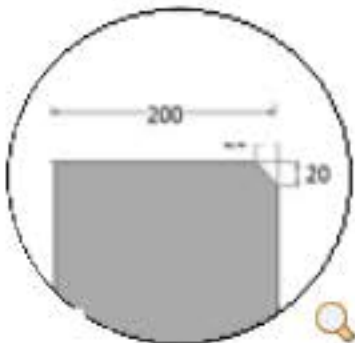





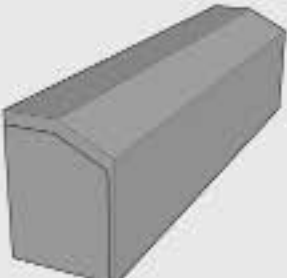


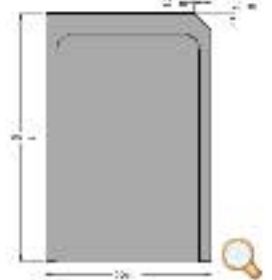
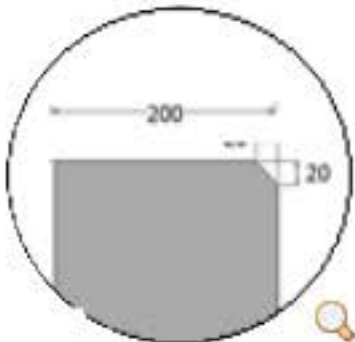




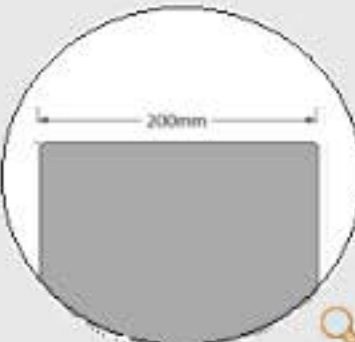





Artikel Nr.	Artikel	Technisches Datenblatt & Lastenheft	ABMESSUNG B x H x L (in mm)	GEWICHT kg/ Stück	Anzahl St./Paket	
Bordsteine 20 cm - BETONGRAU						
<p>BORD20X20X100 -20x20</p> 	<p>Bordsteine mit Fase 20x20</p> 		<p> Technisches Datenblatt</p> <p> Lastenheft</p>	<p>200 x 200 x 1000</p>	<p>93,80</p>	<p>15</p>
<p>BORD20X27X100 -50x100</p> 	<p>Bordsteine mit Fase 50x100</p> 		<p> Technisches Datenblatt</p> <p> Lastenheft</p>	<p>200 x 270 x 1000 Typ IE</p>	<p>125,20</p>	<p>10</p>
<p>BORD20X30X100 -20x20</p> 	<p>Bordstein mit Fase 20x20</p> 		<p> Technisches Datenblatt</p> <p> Lastenheft</p>	<p>200 x 300 x 1000 Typ IB</p>	<p>140,20</p>	<p>10</p>
<p>BORD20X30X100 -GLATT</p> 	<p>Bordstein glatt</p> 		<p> Technisches Datenblatt</p> <p> Lastenheft</p>	<p>200 x 300 x 1000</p>	<p>140,50</p>	<p>10</p>