
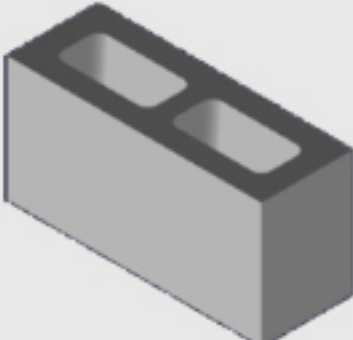
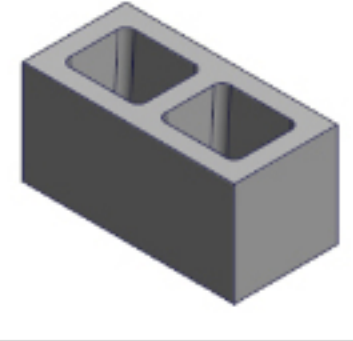
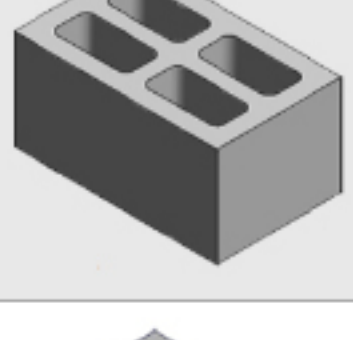
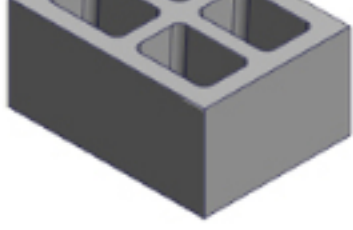


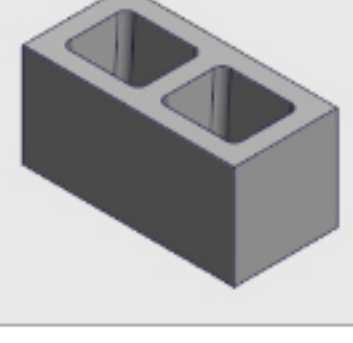
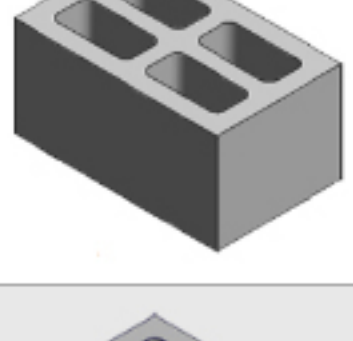
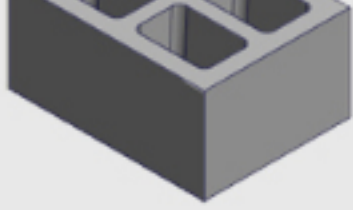

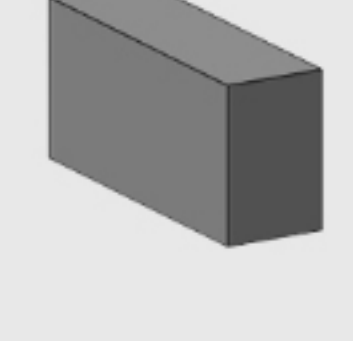
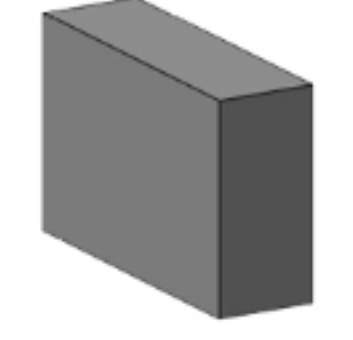
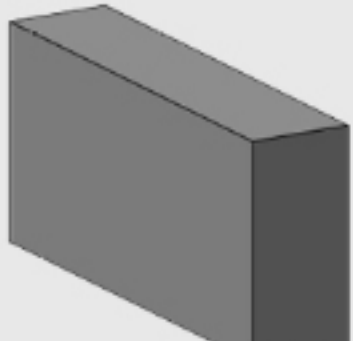
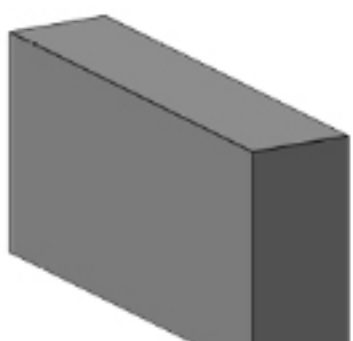


001 BENOR 227	Artikel-Nr.	Artikel	Leistungserklärung in .pdf	Abmessung in mm L x B x H	Festigkeits- klasse	Mittelwert Druckfestigkeit ⊥ fb N/mm ² N/mm ²	Brutto Trockenrohdichte in kg / m ³ gemittelt individ.Min. 90/90	Trocken- Rohdichte (min - max) in kg/m ³	Steintyp	Gewicht (kg/Stück)	Steinbedarf in St./m ² (bei Fugenmaß von 10mm)	Qualitäts- kategorie	Gruppierung nach EN1996-1-1	Maßab- weichung
		BBLOCK 14	Betonblocksteine Standard HOHL 	 0321_REWABETON	390 x 140 x 190	8 / 1,6	6,45 8	1.500 1.350 1.600	1400 - 1600	hohl	16.1	12.5	D	Gruppe 2
	BBLOCK 19	 0322_REWABETON		390 x 190 x 190	8 / 1,4	7,02 8	1.300 1.170 1.400	1200 - 1400	hohl	18.6	12.5	D	Gruppe 2	D1
	BBLOCK 24	 0323_REWABETON		390 x 240 x 190	8 / 1,4	7,40 8	1.300 1.170 1.400	1200 - 1400	hohl	24.5	12.5	D	Gruppe 2	D1
	BBLOCK 29	 0324_REWABETON		390 x 290 x 190	8 / 1,4	7,47 8	1.300 1.170 1.400	1200 - 1400	hohl	28.2	12.5	D	Gruppe 2	D1

001 BENOR 227	LBLOCK 14	Betonblocksteine erhöhte Festigkeit HOHL 	 0330_REWABETON	390 x 140 x 190	15 / 1,6	12,09 15	1.500 1.350 1.650	1400 - 1600	hohl	16.9	12.5	D	Gruppe 2	D1
	LBLOCK 19		 0331_REWABETON	390 x 190 x 190	15 / 1,4	13,15 15	1.300 1.170 1.400	1200 - 1400	hohl	20.4	12.5	D	Gruppe 2	D1
	LBLOCK 24		 0332_REWABETON	390 x 240 x 190	12 / 1,6	11,11 12	1.500 1.320 1.600	1400 - 1600	hohl	26.2	12.5	D	Gruppe 2	D1
	LBLOCK 29		 0333_REWABETON	390 x 290 x 190	12 / 1,4	11,21 12	1.300 1.170 1.450	1200 - 1400	hohl	30.6	12.5	D	Gruppe 2	D1

CE	BBLOCK 09CR	Betonblocksteine Standard HOHL 	 0420_REWABETON	390 x 90 x 190	8 / 1,6	7.55 10	1.550 1.395 1.650	1400 - 1600	hohl	11.4	12.5	D	Gruppe 2	D1
----	----------------	--------------------------------------------------------------------------------------------------------------------------------------	-------------------------------------------------------------------------------------------------------	----------------	---------	-----------	-----------------------	-------------	------	------	------	---	----------	----

CE	LBLOCK 09-14-29	Betonblocksteine Standard VOLL 	 0401_REWABETON	290 x 140 x 090	12 / 1,9	10,16 12	1.800 1.620 2.000	1620 - 1900	voll	7.3	16.5	D	Gruppe 1	D1
	LBLOCK 09-19-29		 0402_REWABETON	290 x 190 x 090	12 / 1,9	8,95 12	1.800 1.620 2.000	1620 - 1900	voll	9.9	16.5	D	Gruppe 1	D1
	BBLOCK 09		 0403_REWABETON	390 x 90 x 190	12 / 2,2	8,95 12	2.000 1.800 2.200	1900 - 2200	voll	13.1	12.5	D	Gruppe 1	D1
	LBLOCK 09/10		 0404_REWABETON	390 x 90 x 190	15 / 2,2	11,11 15	2.000 1.620 2.000	1900 - 2200	voll	13.1	12.5	D	Gruppe 1	D1